



# Komar Auger-Pak®

Quality Made  
in the USA



Since 1977

Heavy-Duty Industrial General Waste Compactor

**EM-15G**



EM-15G with optional dock enclosure hopper

- Located outside your facility
- Shreds and compacts in one machine
- Significant volume reduction increases payload weights & lowers transportation costs
- No issues with “spring-back” or “drag-back”
- No material build-up to attract pests
- Connects to standard receiving container
- Clean quiet electric drive, no hydraulic leaks

## Komar EM-15G Auger-Pak®

Komar's EM-15G Auger-Pak® is a heavy-duty industrial compactor, ideal for low to medium volume general waste applications. Maximizing density up to five times, and packing four to six tons of material directly into a 40 cubic yard container, this unit easily keeps pace with competitive technologies while offering several operational advantages. The continuous forward processing motion prevents the spring-back and bridging issues common in ram style compactors. Material build-up is also eliminated which prevents the attraction of rodents and pests. The clean electric drive means no hydraulic oil leaks; and the small footprint frees up space for other business operations. Komar uses high quality, precision made parts to ensure significantly increased machine life with very low maintenance.



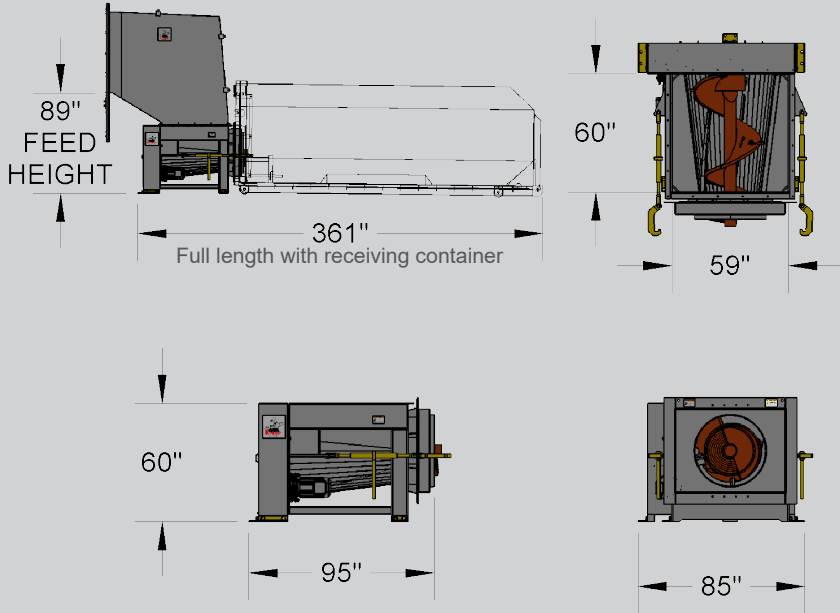
\* Load weights vary depending on material and loading method.

Groveport, OH

(614) 836-2366

[www.komarindustries.com](http://www.komarindustries.com)

[info@komarindustries.com](mailto:info@komarindustries.com)



Dimensions and process data for reference only



Processing Specifications	
Horsepower	15
Peak Tons per Hour	1
Feed Type	Hand, Forklift
Receiving Container	Roll-Off up to 40 cu. yd.
Tons Per Container	4-8

Physical Specifications	
Footprint (L x W x H)	95" x 85" x 60"
Chamber Size (L x W)	60" x 59"
Full System Weight (lbs)	10,625
RPM / Torque (ft.-lbs.)	7.42 / 10,624

## INSTALLATION TYPES

### Platform with Doors


Installation Requirements	
Footprint w/ Concrete Pad	386" x 109"
Power Requirement	480 V, 3 PH, 60 Hz
Overcurrent Protection	50 amp MCP type breaker



Rear View

- Shown with clear standard receiving container to illustrate attachment.
- Sample image to the left is of an EM-40G. Shown for visual similarity of install type.

## Open at Dock

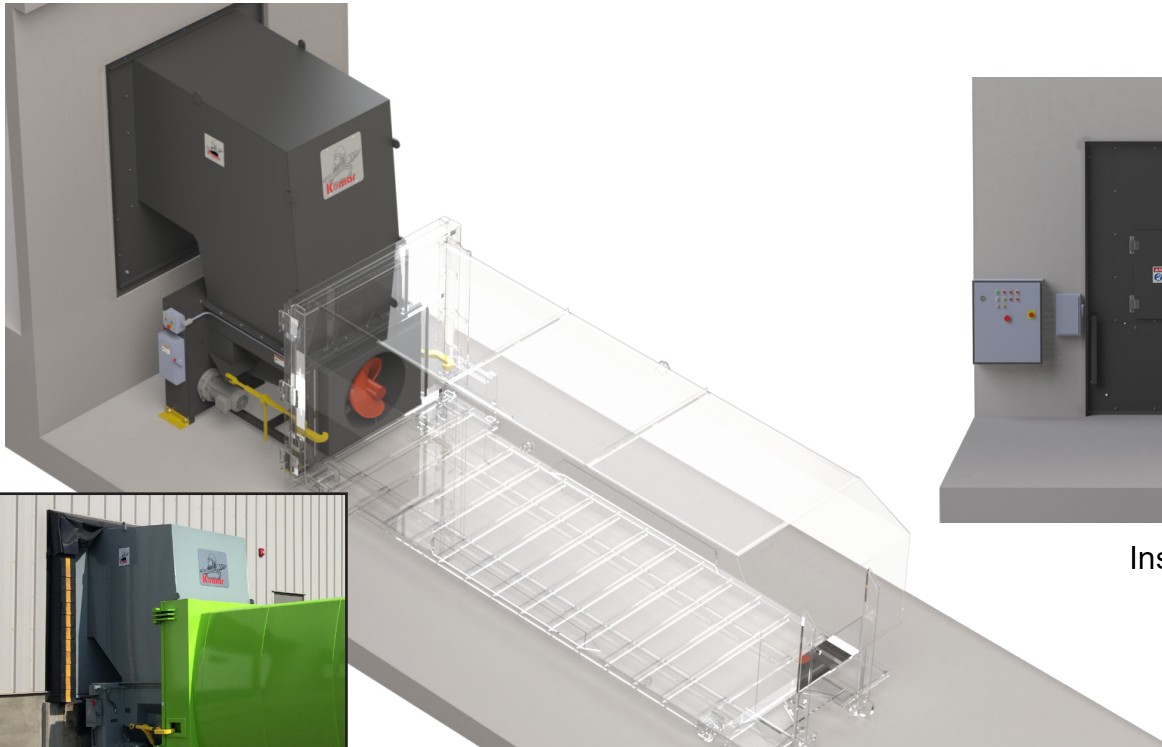


Inside View



- Shown at 9' x 10' standard dock door.
- Shown with clear standard receiving container to illustrate attachment.

## Dock Enclosure with Doors



Inside View

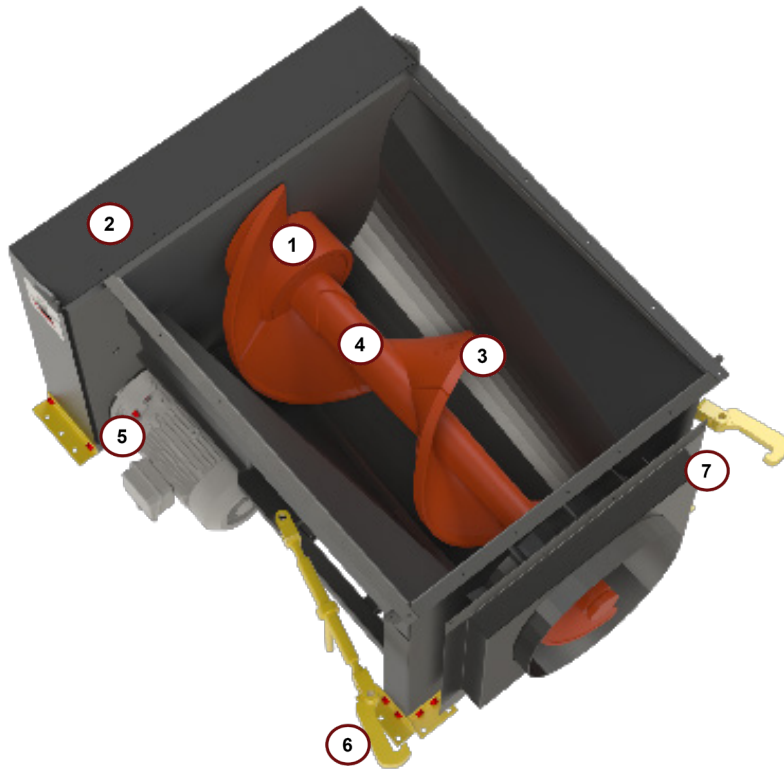


- Shown at 9' x 10' standard dock door.
- Shown with clear standard receiving container to illustrate attachment.



# Komar Auger-Pak<sup>®</sup>

## EM-G Technology Overview



### ① Patented Solid Lube Bearing Support System

Allows for the use of the biggest and most powerful auger screws in the industry, resulting in maximum compaction force.

### ② Worry-Free Chain and Bearing Lubrication System

The engineered, automatically lubricated chain, coupled with the self-lubricating bearing system with automatic grease purge, cuts down on routine maintenance.

### ③ Cast Steel Flights ④ Tapered Solid Alloy Steel Shaft

Using the highest quality components to construct our auger screws extends service life. The mass and shape of the cast flights increases overall strength and durability, while providing more efficient material delivery to the receiving container. Our patented tapered shaft uniquely distributes force along the shaft, minimizing stress on the bearings and maximizing screw life.

### ⑤ Cycloidal Drive with 500% Shock Load

Don't judge a drive strictly by the motor's horsepower, especially when you plan to process heavy industrial materials. A high shock load rating is important in giving the compactor the ability to crush through large loads without damage to the drive.

### ⑥ Ratchet Binders ⑦ Container Adaptor

The auger compacts directly into a standard roll-off receiving container typically provided by your local hauler, and meets ANSI and OSHA specifications.